



UPDATED AGENDA

OCONEE COUNTY COUNCIL

SPECIAL MEETING

STRATEGIC PLANNING RETREAT

Wednesday, February 27, 2019

2:00 p.m.

Council Chambers

Oconee County Administrative Offices

415 South Pine Street, Walhalla, South Carolina 29691

Call to Order

Discussion & Prioritization of Goals for Strategic Plan including:

- District Discussions
- Budget Analysis
- Departmental Needs Assessment
- Additional matters/considerations

Ms. Amanda Brock /

Mr. Julian Davis

Executive Session

[upon reconvening Council may take a Vote and/or take Action on matters brought up for discussion in Executive Session, if required]

For the following purposes, as allowed for in § 30-4-70(a) of the South Carolina Code of Laws:

[1] To receive legal advice and discuss personnel matters related to the following departments: The Rock Quarry, Auditor, Finance, Assessor, Information Technology, Finance, Human Resources, Sheriff's Office, Airport, Treasurer, Facilities Maintenance, Roads and Bridges, Planning, Solid Waste, Registration & Elections, Procurement, and Administration.

Adjourn

Council will take intermittent 10 minute breaks as needed.

[This agenda is not inclusive of all issues which Council may bring up for discussion at this meeting.]

*The public is invited to attend the meeting however an opportunity for public comment **will not** be offered at this meeting.*

Oconee County Council & Committee meeting schedules and agendas are posted at the Oconee County Administration Building and are available on the County Council Website www.oconeesc.com/council.html

[All upcoming meetings will be held in Council Chambers unless otherwise noted]

Council's meetings shall be conducted pursuant to the South Carolina Freedom of Information Act, Council's Rules and the Model Rules of Parliamentary Procedure for South Carolina Counties, latest edition. This agenda may not be inclusive of all issues which Council may bring up for discussion at this meeting. Items are listed on Council's agenda to give public notice of the subjects and issues to be discussed, acted upon, received as information and/or disposed of during the meeting. Items listed on Council's agenda may be taken up, tabled, postponed, reconsidered, removed or otherwise disposed of as provided for under Council's Rules, and Model Rules of Parliamentary Procedure for South Carolina Counties, latest edition, if not specified under Council's rules.

Oconee County Council

Oconee County
Administrative Offices
415 South Pine Street
Walhalla, SC 29691

Phone: 864-718-1023
Fax: 864 718-1024

E-mail:
ksmith@oconeesc.com

John Elliott
Chair Pro Tem
District I

Wayne McCall
District II

Paul A. Cain
Vice Chair
District III

Julian Davis, III
Chairman
District IV

J. Glenn Hart
District V



The Oconee County Council will meet in 2019 on the first and third Tuesday of each month with the following exceptions:

- January meetings will be held on the second and fourth Tuesday;
- July, August, & November meetings, which will be **only** on the third Tuesday of each of the three months;
- April meetings will be held on the first and fourth Tuesday.

All Council meetings, unless otherwise noted, are held in Council Chambers, Oconee County Administrative Offices, 415 South Pine Street, Walhalla, South Carolina.

Oconee County Council will also hold a Planning Retreat from 2:00 p.m. to 5:00 p.m. on Wednesday, February 27, 2019 in Council Chambers to establish short and long term goals.

Oconee County Council will also meet on Tuesday, January 7, 2020 in Council Chambers at which point they will establish their 2020 Council and Committee meeting schedules.

Oconee County Council will also have a joint workshop with the Oconee County Planning Commission on Thursday, January 17, 2019 in Council Chambers for the purpose of discussing the comprehensive plan.

Additional Council meetings, workshops, and/or committee meetings may be added throughout the year as needed.

Oconee County Council Committees will meet in 2019 prior to County Council meetings on the following dates/times in Council Chambers located at 415 South Pine Street, Walhalla, South Carolina unless otherwise advertised.

The Law Enforcement, Public Safety, Health, & Welfare Committee at 4 p.m. on the following dates: January 22, March 19, June 18, & September 17, 2019.

The Transportation Committee at 4:30 p.m. on the following dates: February 19, May 7, July 16, & October 1, 2019.

The Real Estate, Facilities, & Land Management Committee at 4:30 p.m. on the following dates: March 5, June 4, September 3, & November 19, 2019.

The Budget, Finance, & Administration Committee at 4:30 p.m. on the following dates: April 2, April 9, April 23, May 7, May 21, & June 4, 2019.

The Planning & Economic Development Committee at 4:30 p.m. on the following dates: March 5, June 4, September 3, & November 19, 2019.

HOUSES



**415 S. Fairplay St.,
Seneca, SC 29678
\$59,900**

This home is a 3 bedroom and 2 bath home in downtown Seneca. Great older home with character. Needs some tender, loving, care and is sold "As Is"
MLS#:20211064

**Weichert Realtors
In The Golden Corner
Call 864-885-1445**

PUBLISHERS NOTICE

ALL real estate advertising in this newspaper is subject to Federal Fair Housing Act of 1968 which makes it illegal to advertise "any preference, limitations or discrimination" based on race, color, religion, sex, handicap, familial status or national origin, or intention to make any such preference, limitation or discrimination. This newspaper will not knowingly accept any advertising for real estate which is in violation of the law. Our readers are hereby informed that all dwellings advertised in this newspaper are available on an equal opportunity basis.

TRANSPORTATION

AUTOS FOR SALE



'05 Buick LeSabre Custom
116k miles, \$5,500
Pete's Auto
402 S. Oak Street
Seneca • 864-882-1467



**10 Mercury Grand
Marquis LS**
105K, \$5,500.
Pete's Auto
402 Oak Street • Seneca
Call 882-1467



LEGALS

phone number of the person filing the protest;
(2) The specific reasons why the application should be denied;
(3) That the person protesting is willing to attend a hearing (if one is requested by the applicant);
(4) That the person protesting resides in the same county where the proposed place of business is located or within five miles of the business; and,
(5) The name of the applicant and the address of the premises to be licensed.

Protests must be mailed to:
S.C. Department of Revenue,
ABL SECTION,
P.O. Box 125,
Columbia, SC 29214-0907;
or faxed to: (803) 896-0110

PUBLIC NOTICE

The Oconee County Council will meet in 2019 on the first and third Tuesday of each month with the following exceptions:

- January meetings will be held on the second and fourth Tuesday;
- July, August, & November meetings, which will be only on the third Tuesday of each of the three months;
- April meetings will be held on the first and fourth Tuesday.

All Council meetings, unless otherwise noted, are held in Council Chambers, Oconee County Administrative Offices, 415 South Pine Street, Walhalla, South Carolina. Oconee County Council will also hold a Planning Retreat from 2:00 p.m. to 5:00 p.m. on Wednesday, February 27, 2019 in Council Chambers to establish short and long term goals. Oconee County Council will also meet on Tuesday, January 7, 2020 in Council Chambers at which point they will establish their 2020 Council and Committee meeting schedules. Oconee County Council will also have a joint workshop with the Oconee County Planning Commission on Thursday, January 17, 2019 in Council Chambers for the purpose of discussing the comprehensive plan. Additional Council meetings, workshops, and/or committee meetings may be added throughout the year as needed.

Oconee County Council Committees will meet in 2019 prior to County Council meetings on the following dates/times in Council Chambers located at 415 South Pine Street, Walhalla, South Carolina unless otherwise advertised.

The Law Enforcement, Public Safety, Health, & Welfare Committee at 4 p.m. on the following dates: January 22, March 19, June 18, & September 17, 2019.

The Transportation Committee at 4:30 p.m. on the following dates: February 19, May 7, July 16, & October 1, 2019.

The Real Estate, Facilities, & Land Management Committee at 4:30 p.m. on the following dates: March 5, June 4, September 3, & November 19, 2019.

The Budget, Finance, & Administration Committee at 4:30 p.m. on the following dates: April 2, April 9, April 23, May 7, May 21, & June 4, 2019.

The Planning & Economic Development Committee at 4:30 p.m. on the following dates: March 5, June 4, September 3, & November 19, 2019.

REAL ESTATE SALES

BUSINESS PROPERTY

MORE PERKS

Search local jobs in print and online today @ www.upstatetoday.com

**Employers, call
864.973.6304
to advertise!**

THE JOURNAL

In Print & Online
864.973.6304 | www.upstatetoday.com

SEARCH
Find A Local

CLEANING

STEAM MASTER

**Carpet & Upholstery
Cleaning, INC.**
Serving Oconee County



Veteran & Family
Owned And Operated

(864)
557-0380

SteamMasterUpstate.com

CONSTRUCTION



Construction & Roofing

- Painting
- Roofing
- Vinyl Siding
- Power Washing
- Deck & Dock Restoration
- Gutter & Roof Cleaning
- Soffit Cleaning
- Windows

Residential & Commercial
Licensed & Insured

PUBLISHER'S AFFIDAVIT

**STATE OF SOUTH CAROLINA
COUNTY OF OCONEE**

OCONEE COUNTY COUNCIL


IN RE: NOTICE OF MEETING SCHEDULE AND EXCEPTIONS FOR 2019

BEFORE ME the undersigned, a Notary Public for the State and County above named, This day personally came before me, Hal Welch, who being first duly sworn according to law, says that he is the General Manager of THE JOURNAL, a newspaper published Tuesday through Saturday in Seneca, SC and distributed in Oconee County, Pickens County and the Pendleton area of Anderson County and the notice (of which the annexed is a true copy) was inserted in said papers on 01/12/2019 and the rate charged therefore is not in excess of the regular rates charged private individuals for similar insertions.



Hal Welch
General Manager

Subscribed and sworn to before me this
01/12/2019



Kelsie Beebe
Notary Public
State of South Carolina
My Commission Expires February 13, 2028

KELSIE BEEBE
Notary Public, State of South Carolina
My Commission Expires 2/13/2028

OCONEE COUNTY PRIORITIES**FUNDING STRATEGY**

OCONEE COUNTY MISSION

It is the mission of Oconee County to provide our current and future citizens and visitors with quality services while protecting our communities, heritage, environment and natural resources, in an ever-changing world.

OCONEE COUNTY VISION

Oconee County – A diverse, growing, safe, vibrant community guided by rural traditions and shaped by natural beauty; where employment, education and recreation offer a rich quality of life for all generations, both today and tomorrow.

Oconee County
Annual Budget
Update
for the year ending
June 30, 2019



CONTENTS

Oconee County's Annual Budget is comprised of the General Fund, Enterprise Fund, Capital Projects Fund, and Special Revenue Funds.

- The General Fund consists of the basic operations of the County and is the primary operating fund.
- The Enterprise Funds consists of the Rock Quarry Operations.
- The Capital Projects Fund is made of appropriated funds set aside for major Capital Projects.
- The Special Revenue Funds account for specific revenue sources that are restricted to expenditures for specified purposes including the Unincorporated Emergency Services District.

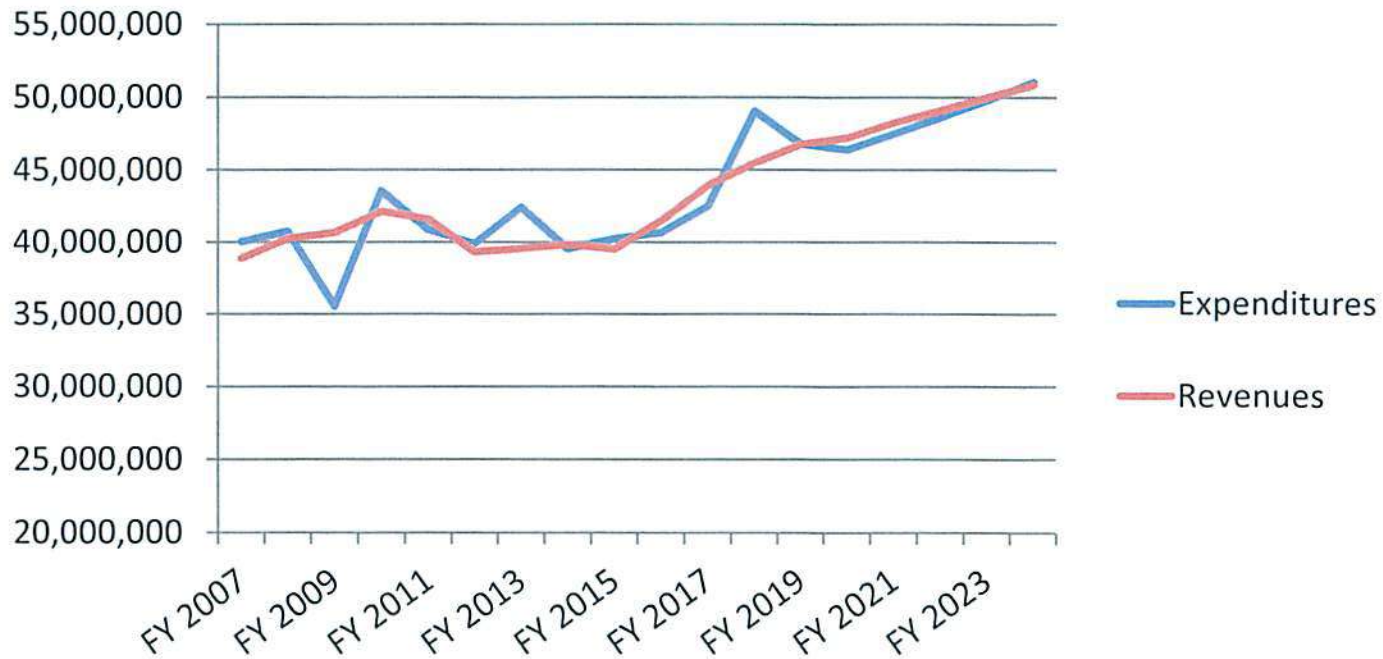
- Cash Flow Projection
- Expenditure History
- Personnel Expenses
- Number of Personnel
- Revenue History & Projections
- Millage Rate Trends
- Debt Margin
- Fund Balance Breakdown
- Capital Projects Fund
- Special Revenue Fund
- Items of Interest?



CASH FLOW PROJECTION

GENERAL FUND

CASH FLOW PROJECTION



EXPENDITURE

HISTORY

GENERAL FUND

	FY 2015 Actual	FY 2016 Actual	FY 2017 Actual	FY 2018 Actual	FY 2019 Budget
General Government	7,703,176	8,966,896	8,301,854	8,184,648	8,424,682
Public Safety	17,100,408	16,988,565	18,922,178	18,652,461	21,276,686
Transportation	3,496,815	3,377,709	3,419,519	3,626,822	4,033,069
Public Works	3,688,058	3,779,397	4,202,382	4,281,306	3,840,235
Culture and Recreation	2,770,670	2,886,655	2,886,341	2,852,359	3,460,476
Judicial Services	2,721,035	2,660,400	2,682,591	2,663,616	2,919,000
Health and Welfare	876,902	889,132	883,249	892,464	900,793
Economic Development	544,645	567,742	570,129	1,108,986	602,876
Non-Departmental	991,382	996,432	1,206,296	3,420,893	1,191,000
Debt Service (Lease Payments)	1,191,512	854,152	1,911,135	899,966	879,967
Other Financing Uses	112,725	83,000	145,000	3,133,078	80,000
	41,197,328	42,050,080	45,130,674	49,716,599	47,608,784



Notes for explanation of Expenditures between FY 2018 & FY 2019

- ❖ **General Government** – Step Increases, Insurance, Auditor Part-Time to Full Time, IT Equipment Leased and IT Replacement, Treasurer Paving of new exit road, Finance increase in Data Processing to cover HR and on-boarding with Paycor.
- ❖ **Public Safety** – Step Increases, Insurance, Detention Center –Increase in Medical, Building/Grounds, Utilities and Food. Fire & Emergency Services – Addition of 9 employees and insurance and additional Fire Trucks. Sheriff – Addition of 9 SROs and the equipment they will need.
- ❖ **Transportation** – Step Increases, Insurance. Road Department – Additional capital equipment. Airport – Capital Equipment and Capital Buildings.
- ❖ **Public Works** – Step Increases, Insurance. Solid Waste – no capital equipment budgeted for in the FY 2019.
- ❖ **Culture and Recreation** – Step Increases, Insurance. Chau Ram – Addition Park Ranger. High Falls – Capital Buildings (ADA Restrooms). South Cove – Replacement vehicle.
- ❖ **Judicial Services** – Step Increases, Insurance. Clerk of Court – increase in court expenditures. Magistrate – addition of 2 PT Judges, increase court expenditures.
- ❖ **Health and Welfare** – We do not have the firm Medically Indigent Assistance amount from State.
- ❖ **Economic Development** – Decrease due to transfer of land out of assets held for Economic Development
- ❖ **Non-Departmental** – the large amount expended in FY 2018 was due to Insurance
- ❖ **Debt Service** – no real change
- ❖ **Other Financing Uses** – Transfer to FOCUS to record the actual amount that will be paid by Lessee per contract.

**Oconee County, South Carolina
Wages ONLY - no Fringe**

	FY 2015 Actual	FY 2016 Actual	FY 2017 Actual	FY 2018 Actual	FY 2019 Budget
Administrator (717)	206,676	240,764	377,110	289,040	251,492
Airport (720)	194,219	190,016	198,935	212,638	199,503
Animal Control (110)	173,120	174,605	188,168	189,982	194,481
Assessor (301)	620,657	625,540	619,739	533,317	598,235
Auditor (302)	256,420	254,677	236,483	235,949	237,149
Board of Assessment Appeals (303)	3,398	8,452	3,419	4,228	3,379
Chau Ram Park (205)	103,219	105,162	109,642	108,311	140,788
Clerk of Court (501)	334,637	312,465	341,459	329,793	339,763
Communication (104)	721,171	749,740	793,399	811,593	824,346
Community Development (702)	425,186	520,788	498,200	356,620	455,665
Coroner (103)	60,357	61,082	61,743	61,379	96,958
County Attorney (741)	-	89,229	154,188	170,349	172,495
County Council (704)	80,353	81,037	76,335	75,043	74,628
Delinquent Tax Collector (305)	107,874	113,928	114,851	99,447	116,548
Department of Social Services (402)	-	-	-	-	-
Detention Center (106)	1,308,735	1,537,796	1,758,009	1,844,883	1,766,878
Economic Development (707)	182,786	182,341	205,461	219,738	237,014
Facilities Maintenance (714)	383,422	412,456	414,592	447,681	461,067
Finance Office (708)	495,631	309,630	316,595	290,257	291,978
Emergency Services (107) Fire and Emergency Management	843,998	915,358	942,813	1,033,365	1,235,861
Health Department (403)	-	-	-	-	-
Health and Human Services (705) /Direct Aid	-	-	-	-	-
High Falls Park (203)	137,471	137,529	143,542	141,838	145,329
Human Resources (710)	-	166,386	166,624	151,663	160,666
Information Technology (711)	307,535	205,161	212,648	282,699	302,499
Legislative Delegation (706)	51,242	52,600	52,565	52,305	53,311

**Oconee County, South Carolina
Wages ONLY - no Fringe**

	FY 2015 Actual	FY 2016 Actual	FY 2017 Actual	FY 2018 Actual	FY 2019 Budget
Library (206)	661,675	670,376	663,336	624,770	672,559
Magistrate (509)	450,398	420,618	429,892	481,810	429,865
Non- Departmental (709)	-	-	-	-	-
Parks, Recreation, and Tourism (202)	144,598	173,683	120,754	149,734	274,255
Planning (712)	-	-	-	-	-
Probate Court (502)	244,395	240,761	219,411	214,683	212,055
Procurement (713)	107,573	110,296	111,388	110,732	111,835
Public Defender (510)	-	-	-	-	-
Register of Deeds (735)	175,757	189,435	163,432	160,730	164,169
Roads and Bridges (601)	1,359,802	1,392,095	1,275,158	1,308,783	1,369,187
Sheriff Office (101)	3,671,843	3,812,482	4,107,460	4,311,228	4,681,344
Soil and Water Conservation District (716)	27,945	28,681	29,443	22,900	29,466
Solicitor (504)	497,336	496,363	518,898	496,111	627,062
Solid Waste (718)	1,145,654	1,142,851	1,091,558	1,000,520	1,134,050
South Cove Park (204)	125,680	149,818	156,939	162,318	163,684
Tax Center (304)	-	-	-	-	-
Treasurer (306)	225,759	238,008	242,493	229,941	207,896
Vehicle Maintenance (721)	460,263	471,141	490,399	509,361	508,973
Veterans' Affairs (404)	130,323	132,496	134,250	139,780	134,560
Voter Registration and Elections (715)	91,069	104,230	87,510	144,086	98,154
Total Salaries & Overtime	\$ 16,518,177	\$ 17,220,076	\$ 17,828,840	\$ 18,009,605	\$ 19,179,147

NUMBER OF PERSONNEL

	FY 2009	FY 2010	FY 2011	FY 2012	FY 2013	FY 2014	FY 2015	FY 2016	FY 2017	FY 2018	FY 2019
General Government											
Administrator	2	2	2	3	3	2	2	3	3	3	2
County Attorney	-	-	-	-	-	-	-	2	2	2	2
County Council	1	1	1	1	1	1	1	1	1	1	1
Facilities Maintenance	10	10	11	11	11	11	12	12	12	13	13
Finance *	8	9	8	7	6	6	6	7	7	6	7
Human Resources *	4	4	4	4	5	4	4	4	4	3	3
Information Technology	8	10	9	12	10	7	5	5	5	6	5
Legislative Delegation	1	1	1	1	1	1	1	1	1	1	1
Planning *	3	3	3	2	1	1	1	-	-	-	3
Procurement	3	3	3	3	2	2	2	2	2	2	2
Register of Deeds	5	4	4	4	4	4	4	4	4	4	4
Registration and Elections	2	2	2	2	2	2	2	2	2	2	2
Soil and Water	1	1	1	1	1	1	1	1	1	1	1
Vehicle Maintenance	14	14	14	14	14	14	13	14	14	14	14
Assessor	21	17	18	18	18	18	19	17	16	16	16
Auditor	7	7	7	7	7	7	7	7	7	6	7
Delinquent Tax Collector	3	3	3	3	3	3	3	3	3	3	3
Treasurer	7	7	7	7	7	7	6	6	6	6	6
Total General Administration	100	98	98	100	96	91	89	91	90	89	92
Public Safety											
Animal Control	6	6	6	6	6	6	6	6	6	6	7
Community Development	11	9	9	7	9	9	11	12	11	11	8
Communications	18	18	18	21	21	21	21	21	21	21	21
Coroner	1	1	1	1	1	1	1	1	1	1	2
Detention Center	36	36	36	31	35	36	50	48	47	48	47
Emergency Services/Rural Fire	16	12	13	20	20	20	20	21	21	26	35
Sheriff's Office	89	90	87	88	91	91	94	91	100	100	109
Total Public Safety	177	172	170	174	183	184	203	200	207	213	229

*Finance and Human Resources were combined as Administrative Services in FY14 and FY15.

*Planning was added back as an individual department in FY19.

*Reimbursed for 3 positions within the Solicitor's Office from the 10th Circuit Solicitor.

NUMBER OF PERSONNEL

	FY 2009	FY 2010	FY 2011	FY 2012	FY 2013	FY 2014	FY 2015	FY 2016	FY 2017	FY 2018	FY 2019
Transportation											
Airport	5	5	5	4	4	4	4	4	4	5	5
Roads and Bridges	38	38	38	36	37	37	38	38	37	35	36
Total Transportation	43	43	43	40	41	41	42	42	41	40	41
Judicial Services											
Clerk of Court	10	10	10	10	10	11	12	12	12	12	12
Magistrate	9	9	9	9	9	9	9	9	9	9	9
Probate Court	6	6	7	6	6	6	6	6	6	5	5
Solicitor *	8	10	10	10	10	10	9	9	12	12	12
Total Judicial Services	33	35	36	35	35	36	36	36	39	38	38
Health and Welfare											
Veteran's Affairs	3	3	3	3	3	3	3	3	3	3	3
Total Health and Welfare	3	3	3	3	3	3	3	3	3	3	3
Public Works											
Solid Waste	39	36	36	36	36	38	38	36	36	35	35
Total Public Works	39	36	36	36	36	38	38	36	36	35	35
Culture and Recreation											
Library	18	18	18	18	18	18	18	18	19	19	19
Parks, Recreation, and Tourism	13	14	13	13	13	14	10	17	17	17	18
Total Culture and Recreation	31	32	31	31	31	32	28	35	36	36	37
Economic Development	2	2	3	4	2	4	3	4	4	4	5
Total Governmental Activities	428	421	420	423	427	429	442	447	456	458	480
		(7)	(1)	3	4	2	13	5	9	2	22
Rock Quarry	16	16	16	16	16	16	16	17	17	19	19

*Finance and Human Resources were combined as Administrative Services in FY14 and FY15.

*Planning was added back as an individual department in FY19.

*Reimbursed for 3 positions within the Solicitor's Office from the 10th Circuit Solicitor.

REVENUE HISTORY & PROJECTIONS

GENERAL FUND

	FY 2015 Actual	FY 2016 Actual	FY 2017 Actual	FY 2018 Actual	FY 2019 Budget	FY 2020 Projected	Increase (Decrease)
Property Taxes	30,497,924	32,026,284	34,087,754	34,418,463	36,471,314	36,480,279	8,965
Intergovernmental	3,208,259	3,311,227	3,535,612	3,558,346	3,825,493	3,869,832	44,339
Licenses, Permits & Fees	3,398,190	3,558,213	3,780,072	4,680,079	3,793,700	4,114,500	320,800
Fines and Forfeitures	291,686	247,256	268,458	233,507	201,600	201,600	-
Charges for Services	1,521,392	1,568,267	1,907,559	2,057,363	1,980,300	1,963,876	(16,424)
Interest & Investment Income	471,617	508,961	175,487	358,591	275,000	375,000	100,000
Miscellaneous & Other	115,948	245,327	176,148	173,279	198,889	184,189	(14,700)
Other Financing Sources	992,819	1,413,712	2,673,300	686,159	862,488	793,488	(69,000)
	40,497,835	42,879,247	46,604,390	46,165,787	47,608,784	47,982,764	373,980



Revenue for explanation of Revenues between FY 2018 & FY 2019

- ❖ **Intergovernmental** – increase due to SDOC funding more SROs, receiving more on the Federal Owned Land PILT, and decrease in reimbursement from State for Department of Social Services.
- ❖ **Licenses, Permits & Fees** – Increases in Building Permits, Register of Deeds, Franchise Fee Cable TV.
- ❖ **Interest & Investments** – Interest trends are going up.
- ❖ **Other Financing Sources** – no transfer from LAT for High Falls ADA Upgrades.

MILLAGE RATE TRENDS

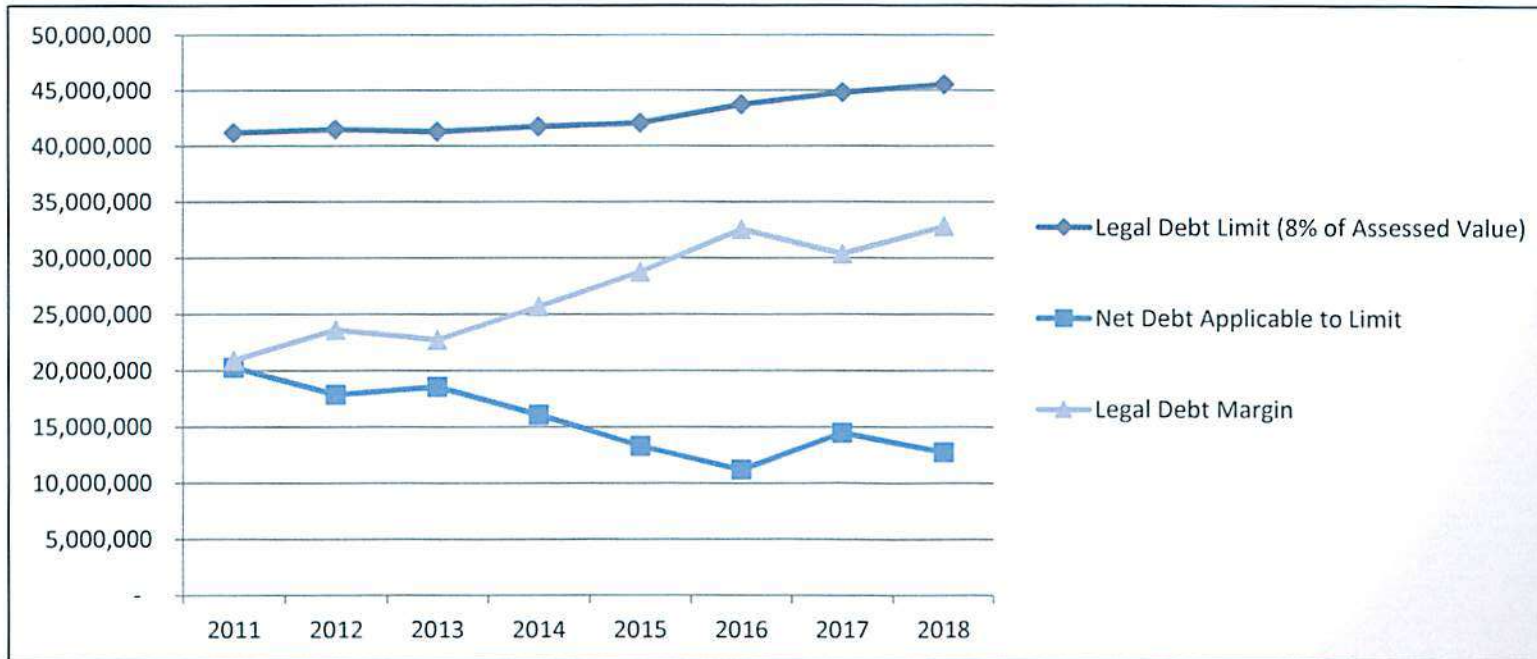
	FY 2009	FY 2010	FY 2011	FY 2012	FY 2013	FY 2014	FY 2015	FY 2016	FY 2017	FY 2018	FY 2019
Operating	64.1	63.9	61.1	58.9	58.9	57.6	57.6	57.6	60.4	60.3	62.5
Debt Service	4.1	1.6	1.9	6.0	6.0	6.0	6.0	6.0	3.2	3.5	3.0
Economic Development	1.0	1.0	1.0	1.0	1.0	2.2	2.2	2.2	2.2	1.1	1.1
Emergency Services Protection	2.9	2.9	2.9	2.9	2.9	2.9	2.9	2.9	2.9	2.9	2.9
Bridges and Culverts	1.0	1.0	1.0	1.0	1.0	1.0	1.0	1.0	1.0	1.0	1.0
Road Maintenance	-	-	-	-	-	2.1	2.1	2.1	2.1	2.1	2.1
Tri-County Tech Operations	2.1	2.7	2.1	2.1	2.1	2.1	2.1	2.1	2.1	3.0	3.0
Total County Millage	75.2	73.1	70.0	71.9	71.9	73.9	73.9	73.9	73.9	73.9	75.6

Fiscal Year End	Real Property	Personal Property	Other	Total Taxable Assessed Value
FY 2009	295,542,685	37,818,501	139,742,088	473,103,274
FY 2010	309,318,820	34,204,632	141,652,366	485,175,818
FY 2011	308,416,974	32,632,445	173,553,229	514,602,648
FY 2012	313,231,359	41,706,217	163,031,512	517,969,088
FY 2013	318,171,344	35,811,449	161,574,917	515,557,710
FY 2014	322,552,303	41,212,757	157,529,631	521,294,691
FY 2015	320,742,833	40,299,075	164,301,126	525,343,034
FY 2016	323,167,245	42,705,030	180,421,797	546,294,072
FY 2017	333,937,375	42,504,784	183,478,946	559,921,105
FY 2018	335,399,830	42,663,982	190,688,108	568,751,920



DEBT MARGIN

	2011	2012	2013	2014	2015	2016	2017	2018
Assessed Value of Taxable Property	514,602,648	517,969,088	515,557,710	521,294,691	525,343,034	546,294,072	559,921,105	568,751,920
Legal Debt Limit (8% of Assessed Value)	41,168,212	41,437,527	41,244,617	41,703,575	42,027,443	43,703,526	44,793,688	45,500,154
Net Debt Applicable to Limit	20,261,341	17,844,513	18,531,441	16,054,198	13,282,472	11,157,424	14,454,286	12,712,573
Legal Debt Margin	20,906,871	23,593,014	22,713,176	25,649,377	28,744,971	32,546,102	30,339,402	32,787,581
Total Net Debt Applicable to the Limit as a Percentage of Debt Limit	49.22%	43.06%	44.93%	38.50%	31.60%	25.53%	32.27%	27.94%



FUND BALANCE BREAKDOWN

Fund Balance as of June 30, 2018

	General Fund	Capital Projects	Economic Development	Other Govt.	Total
Cash	\$ 5,889,611	\$ 186,664	\$ 684,848	\$ 10,665,491	\$ 17,426,614
Investments	7,566,971	-	-	450,000	8,016,971
Other Non-Cash Assets	10,932,445	1,241,475	3,040,786	845,691	16,060,397
Total	\$ 24,389,027	\$ 1,428,139	\$ 3,725,634	\$ 11,961,182	\$ 41,503,982

Outstanding Liabilities	\$ 3,241,371	\$ 239,227	\$ 288,288	\$ 404,049	\$ 4,172,935
Deferred Inflows or Resources	962,115	1,125,275	520,304	172,908	2,780,602
Fund Balance	20,185,541	63,637	2,917,042	11,384,225	34,550,445
Total	\$ 24,389,027	\$ 1,428,139	\$ 3,725,634	\$ 11,961,182	\$ 41,503,982

Fund Balance Description

Nonspendable	\$ 8,722,562	\$ -	\$ 2,413,167	\$ 54,582	\$ 11,190,311
Restricted	-	63,637	3,875	11,329,643	11,397,155
Assigned	5,050,838	-	500,000	-	5,550,838
Unassigned	6,412,141	-	-	-	6,412,141
Total	\$ 20,185,541	\$ 63,637	\$ 2,917,042	\$ 11,384,225	\$ 34,550,445



Fund Balance Explanations

Fund Balances:	FY 2017	FY 2018	Decreases
Nonspendable			
Prepaid Expenditures	241,897	48,595	193,302
Inventories	171,737	165,793	5,944
Assets held for resale	162,529	80,015	82,514
Assets held for economic development	2,754,025	2,254,220	499,805
Advances to other funds (FOCUS)	8,999,782	6,173,939	2,825,843
Total Nonspendable FBs	12,329,970	8,722,562	3,607,408

Fund Balances:	FY 2017	FY 2018	Decreases
Assigned			
Solid Waste Reserve	1,665,700	1,017,942	647,758
Health Care Reserve	2,000,000	2,000,000	-
Transportation Grant	300,000	300,000	-
OPEB Reserve	1,207,715	1,207,715	-
Subsequent Year's Budget	229,305	525,181	(295,876)
Total Nonspendable FBs	5,402,720	5,050,838	351,882

Fund Balances:	FY 2017	FY 2018	Decreases
Unassigned			
Unassigned	6,003,573	6,412,141	(408,568)
Total Nonspendable FBs	6,003,573	6,412,141	(408,568)

Capital Projects

Economic Development

Other Governmental

all fund balances are restricted

Nonspendable are for Asset held for resale and Courthouse grant

Non Major Funds - Emergency Services, Road Maint, 911 Communications, State and Local Accomodations Tax, Tri-County Tech, Misc Special Revenue funds and Debt Service.

CAPITAL PROJECTS FUND

- ❖ ECONOMIC DEVELOPMENT FUND
- ❖ BRIDGE and CULVERTS FUND
- ❖ GENERAL CAPITAL PROJECTS FUND



CAPITAL PROJECTS FUND

Economic Development Capital Project Fund

	FY 2015 Actual	FY 2016 Actual	FY 2017 Actual	FY 2018 Actual	FY 2019 Budget
Number of Mills	2.2	2.2	2.2	1.1	1.1
Revenues	3,252,139	2,036,668	1,921,499	835,700	769,000
Expenditures	1,422,663	2,249,045	4,785,486	6,127,911	615,000
Other Financing Sources	72,725	105,000	2,040,647	-	(210,000)
Beginning Fund Balance	7,237,770	9,139,971	9,032,594	8,209,254	2,917,042
Ending Fund Balance	\$ 9,139,971	\$ 9,032,594	\$ 8,209,254	\$ 2,917,042	\$ 2,861,042

Bridge and Culverts Capital Project Fund

	FY 2015 Actual	FY 2016 Actual	FY 2017 Actual	FY 2018 Actual	FY 2019 Budget
Number of Mills	1.0	1.0	1.0	1.0	1.0
Revenues	700,898	550,374	564,261	576,243	530,000
Expenditures	678,300	840,075	172,836	56,877	530,000
Other Financing Sources	-	-	-	-	-
Beginning Fund Balance	3,188,999	3,211,598	2,921,896	3,313,321	3,832,687
Ending Fund Balance	\$ 3,211,598	\$ 2,921,896	\$ 3,313,321	\$ 3,832,687	\$ 3,832,687



CAPITAL PROJECTS FUND

GENERAL CAPITAL PROJECTS

Available Funds

As of 6/30/2018

Law Enforcement Center (JAIL)	10,365.35
2015 Capital Lease – <i>Pay off 10/01/2020</i>	185,681.07
2018 BB&T Capital Lease – <i>Pay off 06/01/2024 (HVAC)</i>	34,683.50
Pointe West Project	61.02
Settlement Project - Airport	83,955.27
2015 GO Bond Construction/Improvements	454,843.52
AIP - Grants	11,400.14
Future Acquisitions – Insurance Proceeds	168,554.51
Solid Waste Equipment Replacement	<u>25,711.70</u>

Total General Capital Projects \$ 975,256.08



General Capital Projects Fund Notes

- Solid Waste Equipment Replacement – They are currently looking at a dozer.

- 2015 GO Bond - \$900,000 –

○ Bountyland Fire Substation	\$500,000	
○ South Cove Park Improvements	\$250,000	Complete
○ Library Repairs	\$150,000	Complete

- 2015 Capital Lease – we have 2 more payments

- October 2019 Budget FY 2020
- October 2020 Budget FY 2021

If Council desires, I can contact the bank for an early payoff in the next budget year FY2020. This would put us with only 2 remaining Capital Leases.

- HAVC for Courthouse - \$365,000 – General Fund
- Rock Quarry Equipment - \$6,552,500 – Enterprise Fund

SPECIAL REVENUE FUNDS

- ❖ EMERGENCY SERVICES FUND
- ❖ 911 COMMUNICATIONS FUND
- ❖ TRI-COUNTY TECHNICAL COLLEGE FUND
- ❖ ROAD MAINTENANCE FUND



SPECIAL REVENUE FUNDS

Emergency Services Special Revenue Fund

	FY 2015 Actual	FY 2016 Actual	FY 2017 Actual	FY 2018 Actual	FY 2019 Budget
Number of Mills	2.9	2.9	2.9	2.9	2.9
Revenues	1,378,916	1,460,097	1,485,135	1,509,945	1,500,000
Expenditures	1,292,008	2,177,684	1,626,954	1,715,446	1,500,000
Other Financing Sources	11,700	-	-	-	-
Beginning Fund Balance	1,243,392	1,342,000	624,413	482,594	482,594
Ending Fund Balance	\$ 1,342,000	\$ 624,413	\$ 482,594	\$ 277,093	\$ 482,594

911 Communication Fund

	FY 2015 Actual	FY 2016 Actual	FY 2017 Actual	FY 2018 Actual	FY 2019 Budget
Revenues	751,947	921,126	633,698	446,666	540,000
Expenditures	753,569	293,857	1,004,435	498,084	1,303,000
Other Financing Sources	-	-	-	-	-
Beginning Fund Balance	1,088,743	1,087,121	1,714,390	1,343,653	1,292,235
Ending Fund Balance	\$ 1,087,121	\$ 1,714,390	\$ 1,343,653	1,292,235	529,235



SPECIAL REVENUE FUNDS

Tri-County Technical College Fund

	FY 2015 Actual	FY 2016 Actual	FY 2017 Actual	FY 2018 Actual	FY 2019 Budget
Number of Mills	2.1	2.1	2.1	3.0	3.0
Revenues	1,111,997	1,168,539	1,188,222	1,689,571	1,670,000
Expenditures	1,066,000	1,086,000	1,066,000	1,512,500	1,590,400
Transfer to the General Fund	-	(700,000)	-	-	-
Beginning Fund Balance	993,838	1,044,835	427,374	549,596	726,667
Ending Fund Balance	\$ 1,044,835	\$ 427,374	\$ 549,596	\$ 726,667	\$ 626,196

Road Maintenance Fund

	FY 2015 Actual	FY 2016 Actual	FY 2017 Actual	FY 2018 Actual	FY 2019 Budget
Number of Mills	2.1	2.1	2.1	2.1	2.1
Revenues	1,313,534	1,362,236	1,405,009	1,377,997	1,391,920
Expenditures	845,408	1,106,100	1,164,251	394,325	1,470,000
Other Financing Sources	-	-	-	-	-
Beginning Fund Balance	311,213	779,339	1,035,475	1,276,233	2,259,905
Ending Fund Balance	\$ 779,339	\$ 1,035,475	\$ 1,276,233	\$ 2,259,905	\$ 2,181,825



Road Maintenance Fund Explanation

- We currently have an open PO for Road Paving that was rolled from the Budget Year 2017.
- We held the contract up due to the policy and procedure regarding the Paving Contract.
- Testing of Asphalt
- The contractor then accepted other jobs (due to he could not wait on us)
- Now we have had record rain fall.

- Hope to issue another PO for road paving in the upcoming budget year.

Items of Interest ?

